



American Arches
 Tel: 281 955-6779 Fax: 281 955-7339
 National 800 # - Tel: 1-888-994-2769 Fax: 1-800-683-9635
 Visit us on Line @ www. Americanarches.com

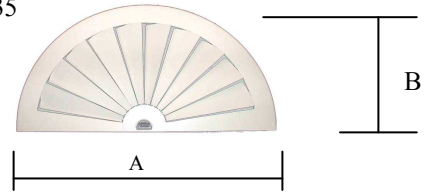
Stock Arch Specifications

Full Stock Arches

Window opening minimum / maximum dimension

All pre-drilled mounting holes are located approx. $\frac{3}{4}$ " from outer edge of arch

Add 1" (one inch) to **Min. Height** dimensions shown for Sill and Shutter Installations.



STOCK SIZE	ACTUAL SIZE	A MINIMUM WIDTH	A MAXIMUM WIDTH	B MINIMUM HEIGHT	B MAXIMUM HEIGHT	
24"	26" x 14"	20"	25 $\frac{3}{4}$ "	10"	13 $\frac{3}{4}$ "	
30"	32" x 17"	26"	31 $\frac{3}{4}$ "	13"	16 $\frac{3}{4}$ "	
36"	38" x 20"	32"	37 $\frac{3}{4}$ "	16"	19 $\frac{3}{4}$ "	
42"	44" x 23"	38"	43 $\frac{3}{4}$ "	19"	22 $\frac{3}{4}$ "	
48"	50" x 26"	44"	49 $\frac{3}{4}$ "	22"	25 $\frac{3}{4}$ "	
54"	56" x 29"	49"	55 $\frac{3}{4}$ "	24 $\frac{1}{2}$ "	28 $\frac{3}{4}$ "	
60"	62" x 32"	54"	61 $\frac{3}{4}$ "	27"	31 $\frac{3}{4}$ "	*
64"	66" x 34"	58 $\frac{1}{2}$ "	65 $\frac{3}{4}$ "	29 $\frac{3}{4}$ "	33 $\frac{3}{4}$ "	*
72"	74" x 38"	65"	73 $\frac{3}{4}$ "	32 $\frac{1}{2}$ "	37 $\frac{3}{4}$ "	*


* ARCH SLATS MAYBE SHIPPED SEPARATE

Eyebrow Stock Arches

Window opening minimum / maximum dimension

All pre-drilled mounting holes are located approx. $\frac{3}{4}$ " from outer edge of arch

Add 1" (one inch) to **Min. Height** dimensions shown for Sill and Shutter Installations.



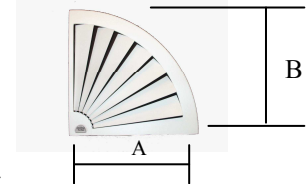
STOCK SIZE	ACTUAL SIZE	A MINIMUM WIDTH	A MAXIMUM WIDTH	D MINIMUM HEIGHT	D MAXIMUM HEIGHT	C MINIMUM HEIGHT	C MAXIMUM HEIGHT	
24"	26" x 11" x 8 $\frac{1}{2}$ " leg	21 $\frac{1}{2}$ "	25 $\frac{3}{4}$ "	2"	4 $\frac{1}{4}$ "	7"	9"	
36"	38" x 14 $\frac{1}{4}$ " x 8 $\frac{1}{2}$ " leg	32"	37 $\frac{3}{4}$ "	4 $\frac{1}{4}$ "	5 $\frac{1}{4}$ "	7"	9"	
48"	50" x 16" x 8 $\frac{1}{2}$ " leg	44"	49 $\frac{3}{4}$ "	6"	7 $\frac{1}{4}$ "	7"	9"	
72"	74" x 19" x 8 $\frac{1}{2}$ " leg	68"	73 $\frac{3}{4}$ "	8 $\frac{3}{4}$ "	10 $\frac{1}{4}$ "	7"	9"	*

Full Quarter Stock Arches

Window opening minimum / maximum dimensions

*All pre-drilled mounting holes are located approx. $\frac{3}{4}$ " from outer edge of arch

Add 1" (one inch) to **Min. Height** dimensions shown for Sill and Shutter Installations.



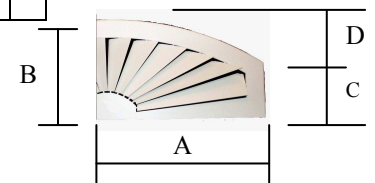
STOCK SIZE	ACTUAL SIZE	A MINIMUM WIDTH	A MAXIMUM WIDTH	B MINIMUM HEIGHT	B MAXIMUM HEIGHT	
24"	26" x 26"	21 $\frac{1}{2}$ "	25 $\frac{3}{4}$ "	21 $\frac{1}{2}$ "	25 $\frac{3}{4}$ "	
36"	38" x 38"	32 $\frac{1}{2}$ "	37 $\frac{3}{4}$ "	32 $\frac{1}{2}$ "	37 $\frac{3}{4}$ "	

Quarter Eyebrow w/Legs

Window opening minimum / maximum dimensions

*All pre-drilled mounting holes are located approx. $\frac{3}{4}$ " from outer edge of arch

Add 1" (one inch) to **Min. Height** dimensions shown for Sill and Shutter Installations.



STOCK SIZE	ACTUAL SIZE	A MINIMUM WIDTH	A MAXIMUM WIDTH	B MINIMUM HEIGHT	B MAXIMUM HEIGHT	C MINIMUM HEIGHT	C MAXIMUM HEIGHT	D MINIMUM HEIGHT	D MAXIMUM HEIGHT	
24"	26" X 16" X 8 $\frac{1}{2}$ " LEG	21 $\frac{3}{4}$ "	25 $\frac{3}{4}$ "	13 $\frac{1}{4}$ "	15 $\frac{3}{4}$ "	7"	9"	6"	7 $\frac{1}{4}$ "	
36"	38" X 19" X 8 $\frac{1}{2}$ " LEG	33 $\frac{3}{4}$ "	37 $\frac{3}{4}$ "	15 $\frac{1}{4}$ "	18 $\frac{3}{4}$ "	7"	9"	9"	11 $\frac{3}{4}$ "	

(Lever Controlled) Stock Arches

LEVER CONTROL	Fits window opening To Width	Actual sizes	Fits window opening To Height
24"	26"	27 $\frac{1}{2}$ " x 14 $\frac{1}{2}$ "	13 $\frac{3}{4}$ "
36"	38"	39 $\frac{1}{2}$ " x 21"	20 $\frac{1}{4}$ "
48"	50"	51 $\frac{1}{2}$ " x 27 $\frac{1}{4}$ "	26 $\frac{1}{2}$ "
60"	62"	63 $\frac{1}{2}$ " x 33 $\frac{1}{2}$ "	32 $\frac{3}{4}$ "
72"	73"	74 $\frac{1}{2}$ " x 40"	39 $\frac{1}{4}$ "

e-mail to orders@americanarches.com