

*Welcome to American Arches, please enjoy our new slide show featuring the most viewed products and pages on our website*

***American Arches <sup>tm</sup>***

***All Custom Products Manufactured in the USA***


***All supplies purchased in the USA***

***Designed in the USA***

***Trademarks in the USA***

***(American Arches <sup>tm</sup> , Slatburst <sup>tm</sup>)***

*Thank you! For your continued support the past 18 years, our dedication to manufacture only arches and specialty shapes interior window coverings has proven that American Arches is the leader in innovation, customer service, and products*



# American Arches

Arches, Eyebrows & Specialty Shaped Window Coverings

**Beyond all Expectations**

***Explore your options***

**Featuring  
Custom Non-movable Sunburst,  
Slatburst, Blackout (framed),  
Custom Slatburst Moveable, E-  
Series Arches and Eyebrows,  
Custom Frames, King Stock Full  
Arches, Eyebrow and Quarter  
Arches**

# **Custom Non-Movable**

## **Sunburst Arches & Eyebrows**

**(More light) generally  
used on north and  
south facing windows  
1/4" openings between  
slats, block's out  
approx. 85% of direct  
sunlight**



**Custom Non-Movable**

**Slatburst™**

**Arches & Eyebrows**

**(Less Light) generally used on east  
and west facing windows  
1/8" angled openings between slats  
blocks approx. 92% of direct  
sunlight**





# **Custom Non-Movable Blackout Arches & Eyebrows**

**(No light) generally used in bedrooms, baby rooms ,and TV rooms Resembles the sunburst Arch except the 1/4" groves are not completely cut through**

**100% energy efficient, a great treatment to darken any room.**

**Place over any window or door to have today's Arched window look**



# **Custom**

## **Operable**

### **Arches & Eyebrows**

***Fully adjustable Operable Slatburst Arch <sup>tm</sup>***

**Offered in many custom shapes and sizes**

**Manufactured with quality shutter hardware**

**Arches over 48" are fabricated with additional fixed center support a maybe manufactured in 2 pieces to prevent freight damage**



# **Custom E-Series Arches & Eyebrows**



**Custom E-Series  
Grooved  
1/4" groove between each  
Slat  
Non-Movable**



**Custom  
E-Series  
Arches & Eyebrows**





**E-Series Opaque  
1/4" Grooves between Slats  
not cut completely thru  
Non-movable**





**Custom Specialty  
Shaped  
Arches &  
Eyebrows**



# King Stock Arches & Eyebrows




**Movable individual overlapping slats**

- **A wood product, not plastic, can be custom painted at an additional cost**
- **Several types and sizes to choose from, all arches manufactured with quality shutter hardware**
- **Distinguished “one of a kind” frame for superior center support and decorative beveled edges**
- **Offered in American white (Sherwin Williams High Reflective White) American off white (Sherwin Williams#1095) colors to complement any decor. Can be painted to a custom color at additional cost.**





## **2 Piece Custom Arches & Eyebrows over 59"**

**Operable Arches over 59" will be shipped in two pieces(easier to install!) to prevent freight damages. Assembled by just sliding together( after light block is attached). Light block strip for middle of arch is shipped separate. Important note: Make sure when assembled that the middle frame of the arch is same width as the outer frame**



## **2 Piece Non-Movable Arches & Eyebrow over 59"**

**Large Arches over 59" will be shipped in two pieces to prevent freight damages. Assembled by just sliding together, our overlapping design assures no light gaps after installation. Show below is an 96" wide Sunburst arch. Wider Arches can be manufactured into three pieces**



# Large Arches & Eyebrows over 100"

**Large Arches** over 59" will be shipped in two, three, or four pieces to prevent freight damages. Assembled by just sliding together, our overlapping design assures no light gaps after installation. Shown below is an 4 piece 102" wide x 52" high Slatburst arch.



## Custom Inside Mounting Strips

**All mounting strips are cut to dimensions provided. American Arches will deduct 1/8" inch from all sides of arch to insure proper fit. Any alterations should be made to the mounting strip, not to the arch**  
**1 1/2" wide (mounting strip) x 1/2" Thick. All mounting strips over 59" will be in 2 parts**



# ***American Arches***

## **Custom E-Series Arches vs Custom Sunburst, Slatburst, Blackout Arches**

**All Custom E-Series Arches are a single 1/2"tk. Panel with no frame, the frame is engraved(1/4"wide groove not cut all the way through) into the front of the panel to make it look like a frame. E-Series Arches are either Grooved (EG)(1/4"wide) or Opaque (EO) (1/4"wide groove not cut all the way through).**

**All Custom Non-movable Sunburst, Slatburst, and Blackout Arches and Eyebrows have a 1/2" frame with a 1/4" insert that appears 3 dimensional**



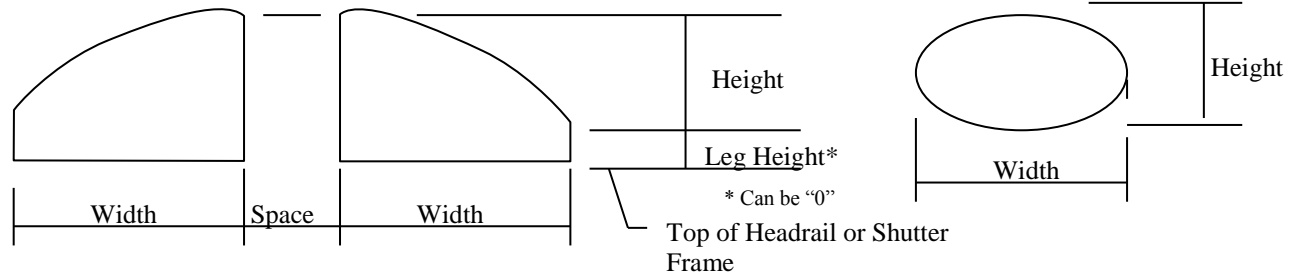
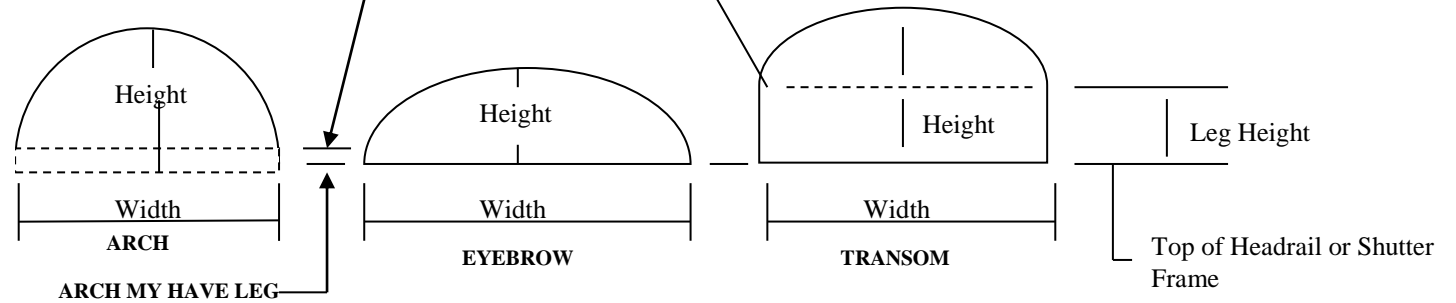
# American Arches

## How To Measure

We recommend that you order your arched products after careful consideration of the location of all blinds, shutters etc. to prevent any difficulty measuring your arch opening.

Always use a steel measure and take measurements to the 1/8<sup>th</sup> inch.  
Always measure and record the ***actual inside*** measurement of the arch opening.

Please note that the ***start of the arch curve*** to the top is the most important dimension needed.



\* Can be "0"

TYPE 4 1/4 ARCH

OVAL/CIRCLE



The start of the arch Curve is at the top of blind head rail



The start of the arch Curve is approx. 3 1/2" above the blind (leg)

Top of blind head rail